



# Getting Started with Google Classroom

...

A Quick Tutorial on how to start the year with  
Google Classroom

# Table of Contents

**01**

How Do I Sign into  
Google Classroom?

**02**

How Do I Add a  
Classroom Code?


**03**

Google Classroom  
Tutorials

**04**

Q&A Time

# Signing In



# 1. How do I sign into Google Classroom?

1. Go to [TeachHub](#) or Google Classroom
2. Enter your **DOE student account email** (it ends in [@nycstudents.net](#))
  - If you don't know your DOE student account email, visit [DOE Student Accounts](#)

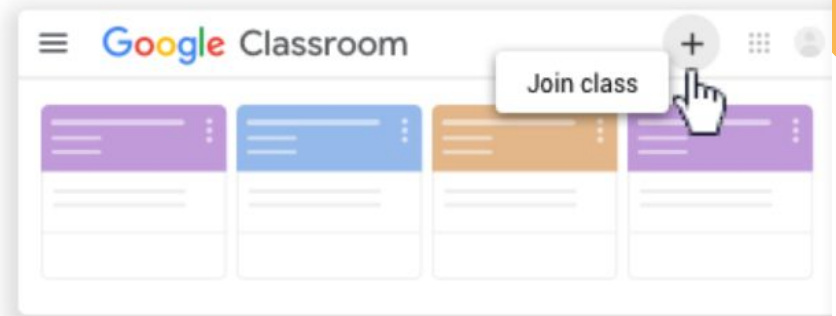
# Adding a Classroom Code



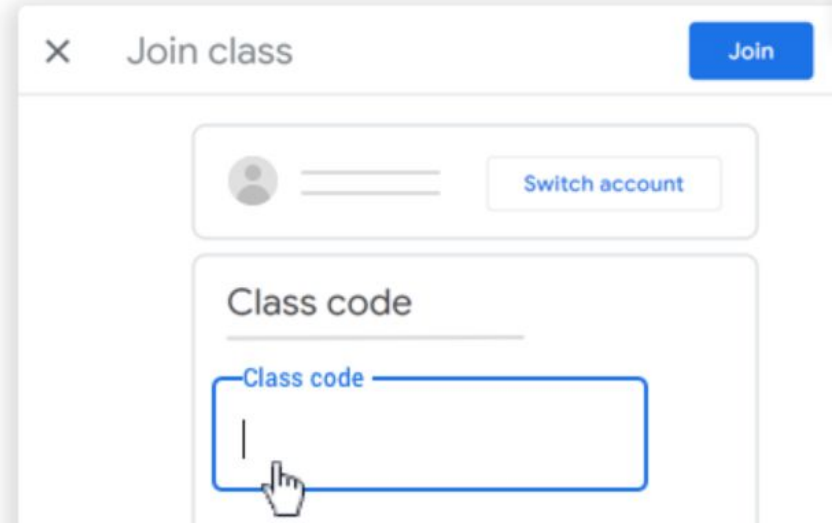
# Steps:

1. Get Classroom Code from your child's teachers.
2. Go to Google Classroom.
3. Click on the top right corner and click the '+' sign.
4. Enter the class code.
5. Click 'join'.

3. At the top, click Join class + .



4. Enter the class code from your teacher and click Join.



# Google Classroom Tutorials



**Department of  
Education**

# Google Classroom Tutorials

- [NYCDOE website](#)
- [Google Classroom Tutorials in different languages](#)
- [Troubleshooting](#)







# Questions?

...

# Thank You!

If you have more questions, please contact the school or the NYCDOE Help Desk (718) 935-5100.

CREDITS: This presentation template was created by **Slidesgo**, including icons by **Flaticon**, and infographics & images by **Freepik**.